

# National TIM Responder Training Program Implementation Progress

- As of December 6, 2021



## Train-the-Trainer Sessions

- 508 sessions with 13,332 participants
- 23% of participants have provided training



## In-Person Responder Training

- 18,797 sessions with 428,205 participants



## Web-Based Training (WBT)

- 118,817 Total | 77,583 NHI | 10,697 Other
- 30,537 ERSI Responder Safety Learning Network



# Total Trained: 560,354

# TIM Responder Struck-By Fatalities

## SURVIVAL ALERT UPDATE

- 58 fatalities have occurred since Jan 1, 2020.

8 - Firefighter/EMS Personnel

25 - Law Enforcement Officers

21 - Towing & Recovery Personnel

2 – Road Service Technician

2 - DOT/SSP

0 – DPW



➤ **Injuries could be 100 times greater!**

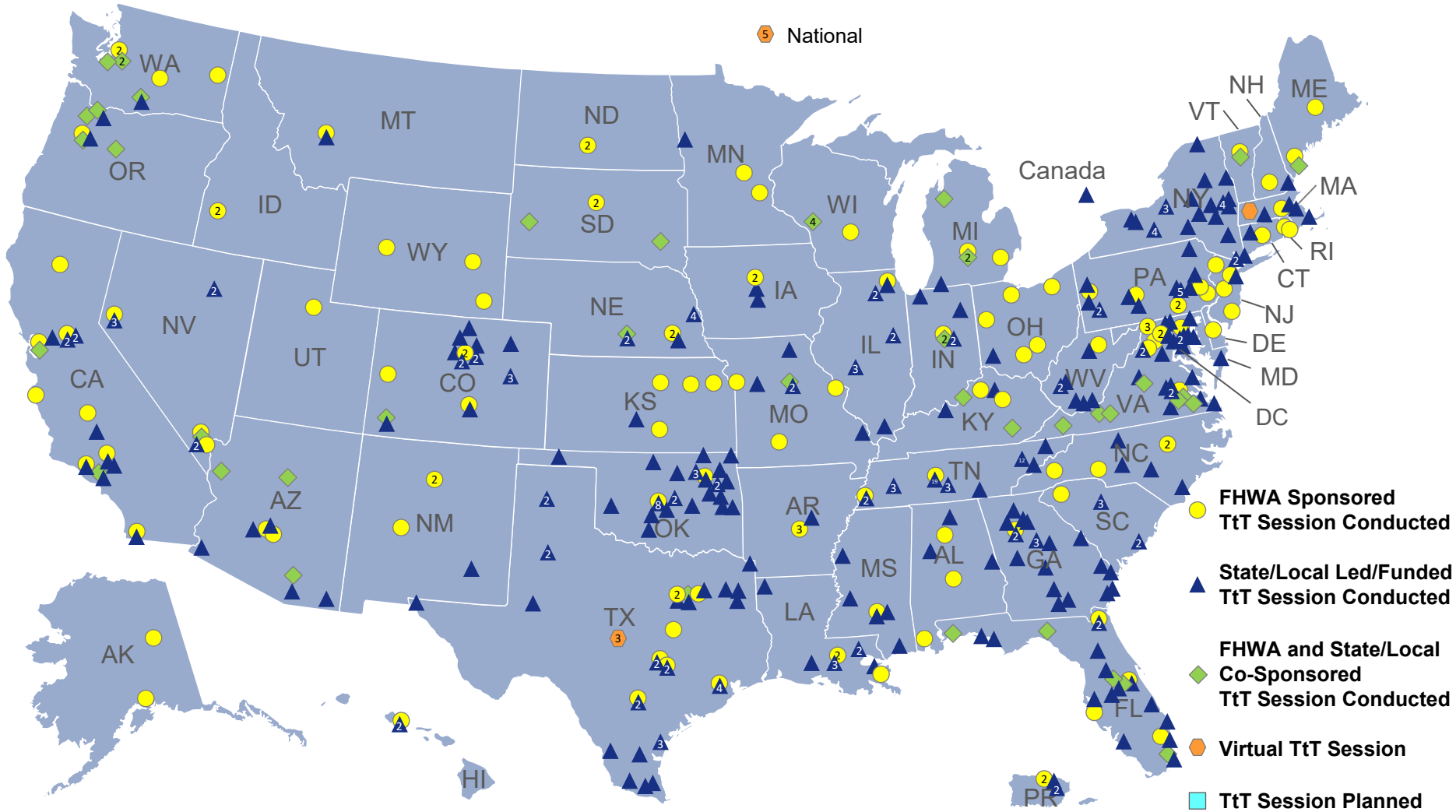
Call to Action! Consider Web-Based Training Options:

- [https://www.nhi.fhwa.dot.gov/course-search?course\\_no=133126A](https://www.nhi.fhwa.dot.gov/course-search?course_no=133126A)
- <https://learning.respondersafety.com/Clusters/National-TIM-Training-Certificate.aspx>
- [Struck-By Line of Duty Death-www.respondersafety.com/FatalityReports](http://www.respondersafety.com/FatalityReports)

# TIM Training Program Implementation Progress

## Train-the-Trainer (TtT) Sessions

- As of December 6, 2021

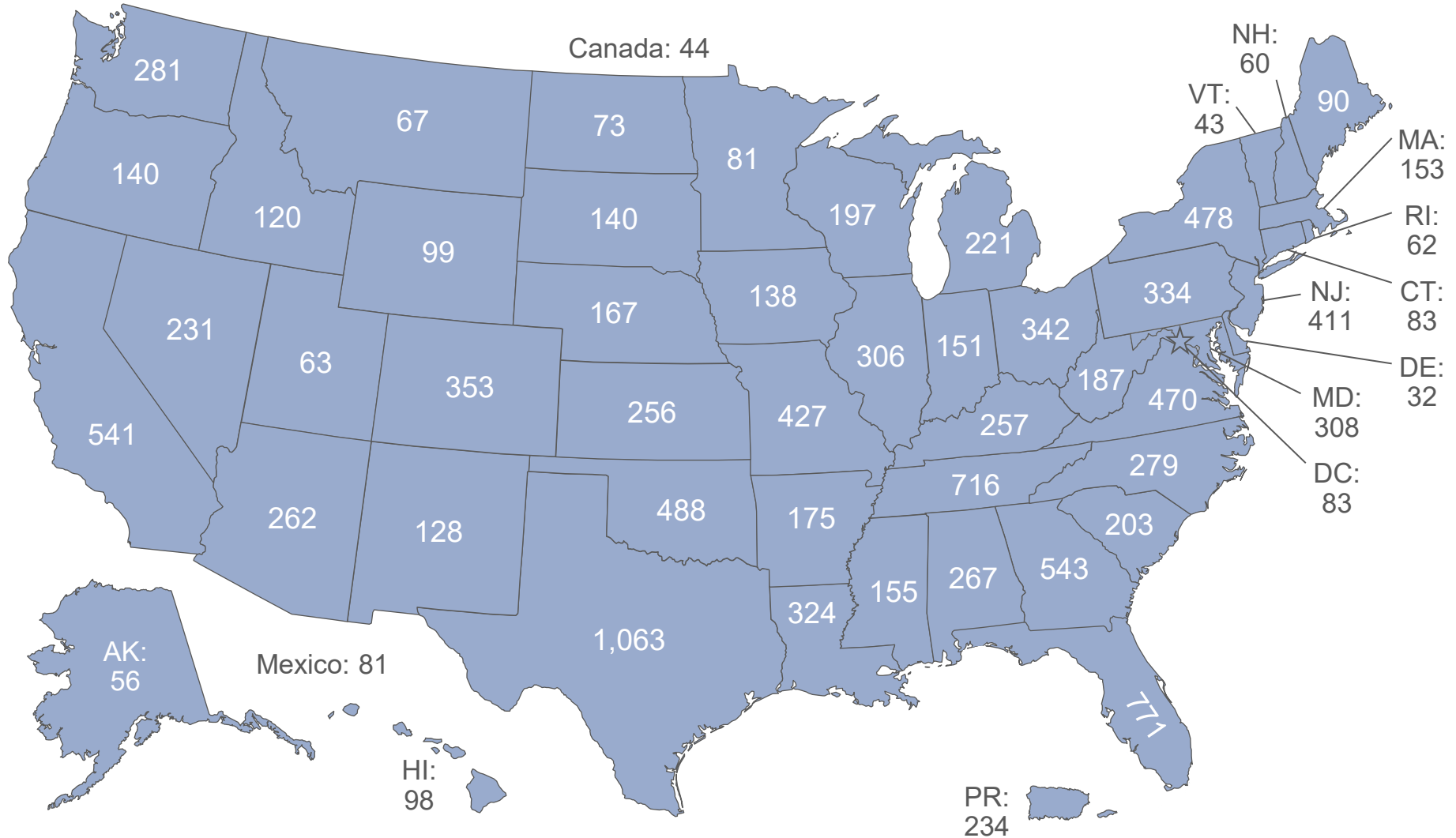


**508** Number of TtT Sessions Conducted

# TIM Training Program Implementation Progress

## TtT Session Participants

- As of December 6, 2021

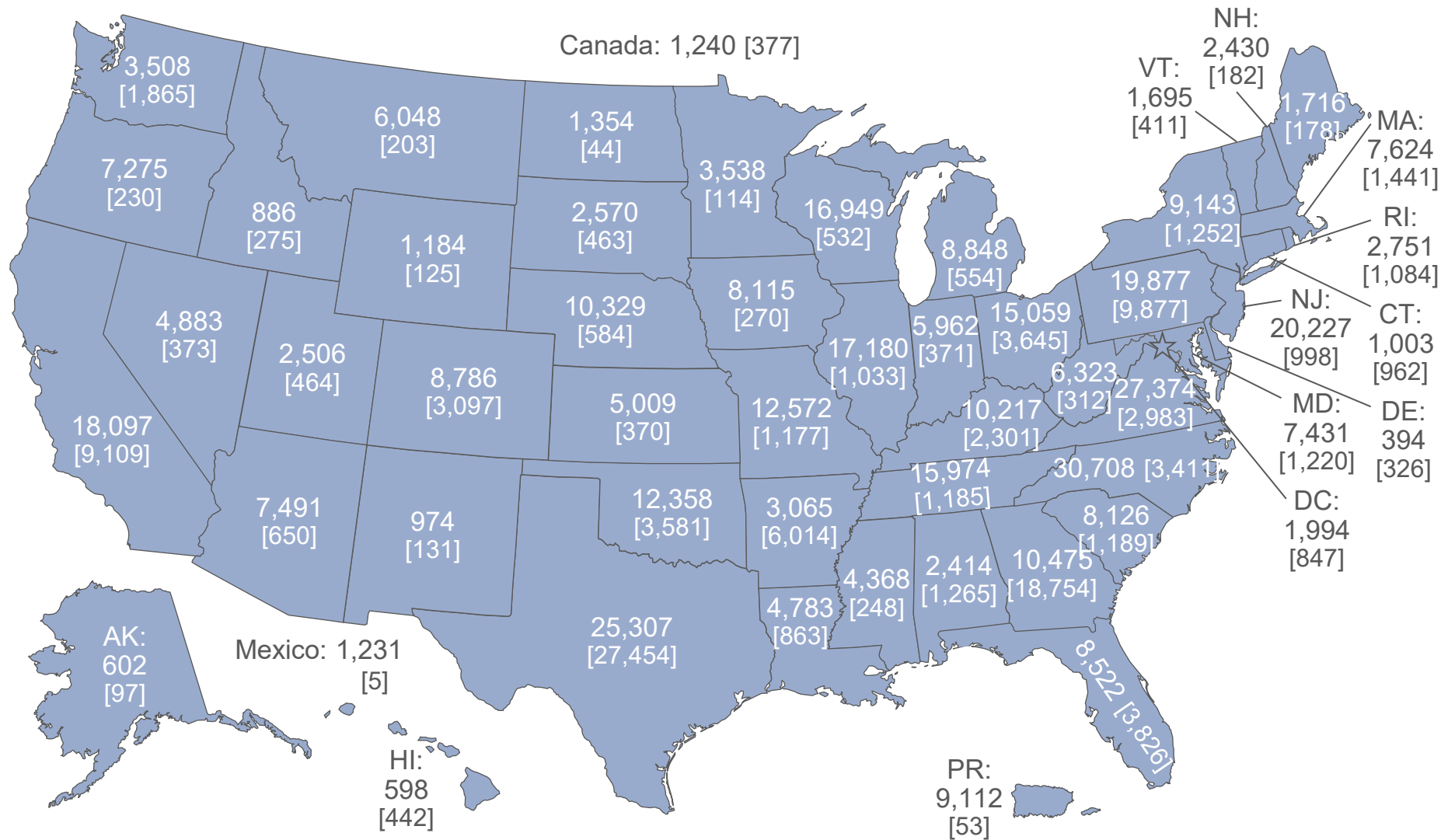


**13,332** Number of Trainers Trained

# TIM Training Program Implementation Progress

## Responder Training: In-Person & WBT

- As of December 6, 2021

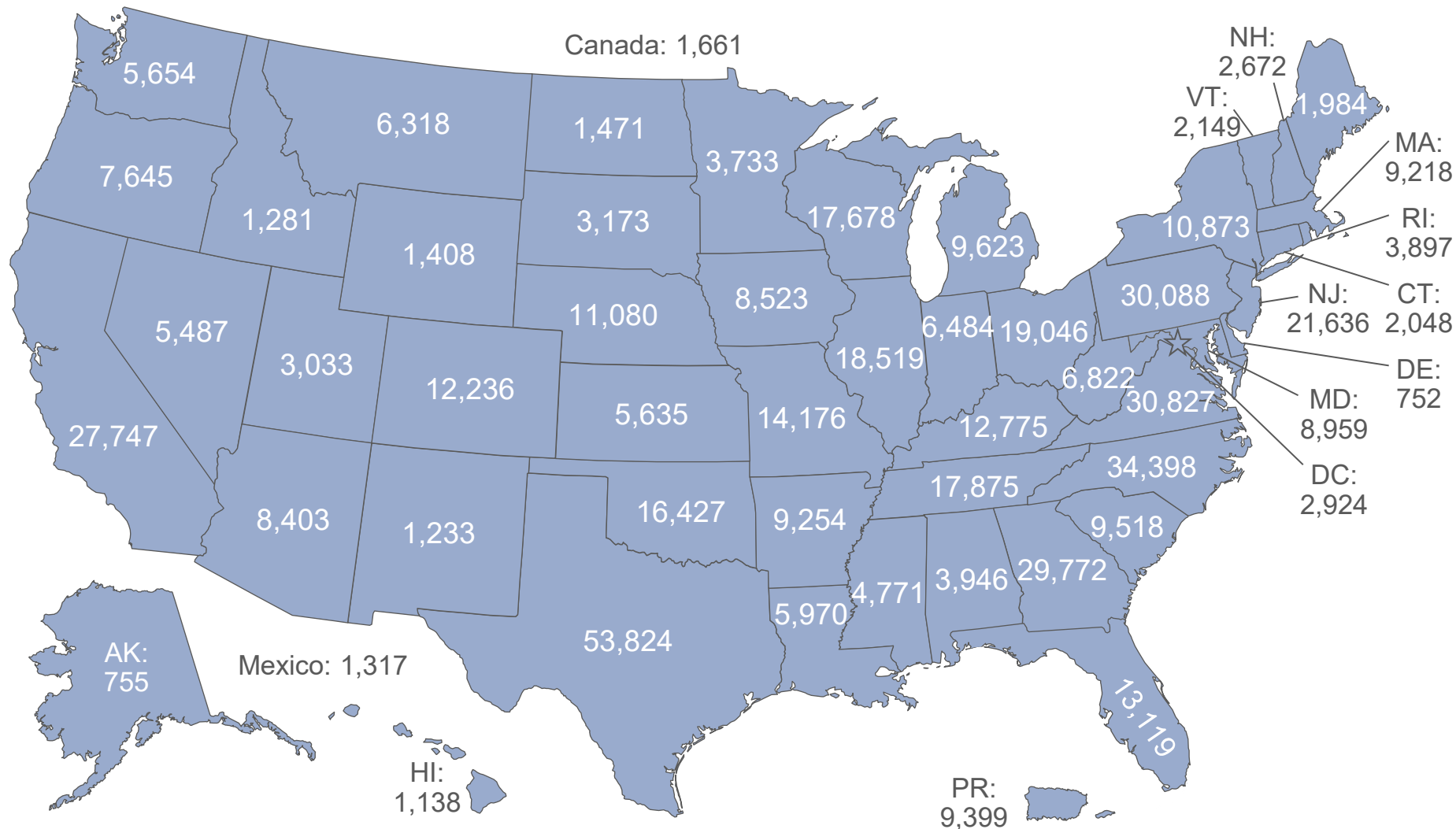


Number of Responders Trained: In-Person - **428,205** Web-Based Training (WBT) - **[118,817]**

# TIM Training Program Implementation Progress

## Total Trained

- As of December 6, 2021

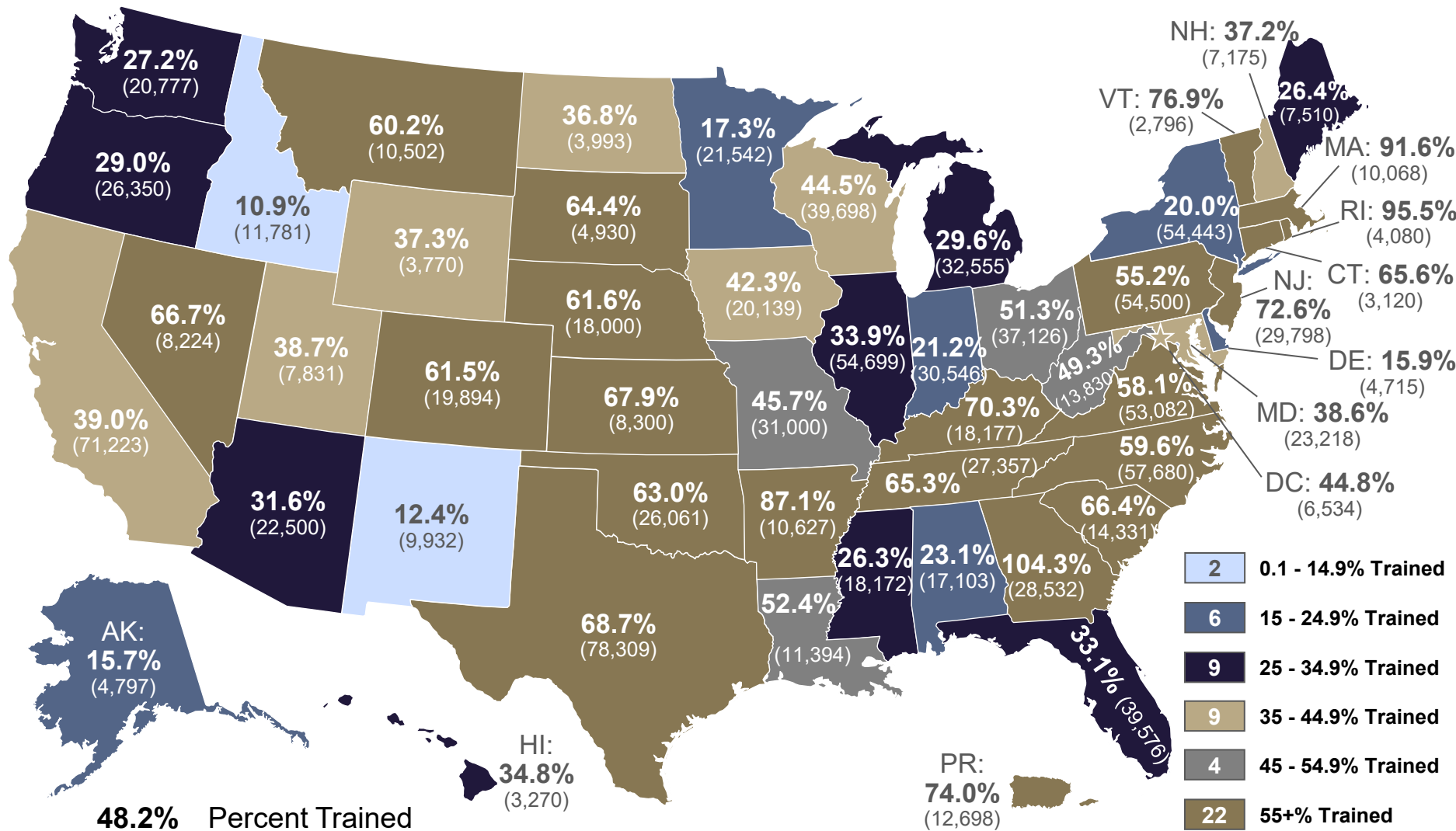


**560,354 Total Trained**

# TIM Training Program Implementation Progress

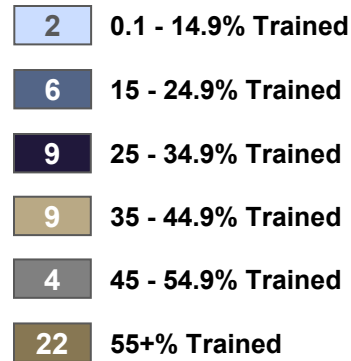
## Percent Trained – Goal of 45%

- As of December 6, 2021



**48.2%** Percent Trained

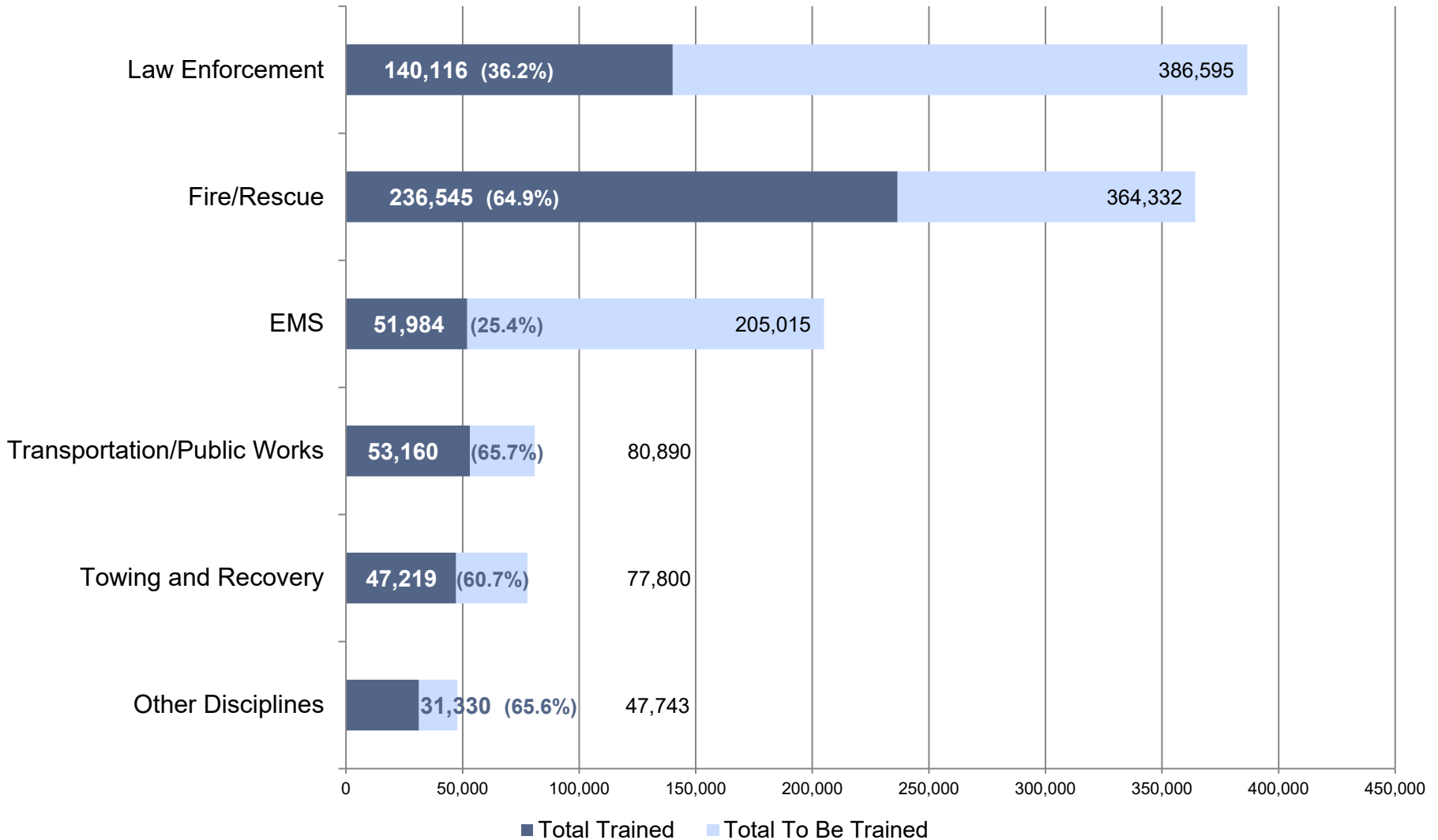
**(1,162,375)** Total Responders To Be Trained



# TIM Training Program Implementation Progress

## Total Trained By Discipline

- As of December 6, 2021



\* The NHI WBT total for the time period between 10/01/14 and 09/30/16 is reported as "Other Disciplines"



# TIM Training Program Implementation Progress

## State Progress Since Last Report

- Between 11/22/21 and 12/06/21











| State          | Total Trained as of: |          | Progress Since Last Report |
|----------------|----------------------|----------|----------------------------|
|                | 12/06/21             | 11/22/21 |                            |
| Texas          | 53,824               | 53,559   | 265                        |
| North Carolina | 34,398               | 34,149   | 249                        |
| Pennsylvania   | 30,088               | 29,918   | 170                        |
| New Jersey     | 21,636               | 21,481   | 155                        |
| Rhode Island   | 3,897                | 3,766    | 131                        |
| Georgia        | 29,772               | 29,649   | 123                        |
| Iowa           | 8,523                | 8,412    | 111                        |
| Colorado       | 12,236               | 12,160   | 76                         |
| Arkansas       | 9,254                | 9,195    | 59                         |
| Oklahoma       | 16,427               | 16,368   | 59                         |
| Tennessee      | 17,875               | 17,816   | 59                         |
| Arizona        | 8,403                | 8,347    | 56                         |
| California     | 27,747               | 27,700   | 47                         |
| Virginia       | 30,827               | 30,782   | 45                         |
| Connecticut    | 2,048                | 2,008    | 40                         |
| South Carolina | 9,518                | 9,481    | 37                         |
| Nebraska       | 11,080               | 11,050   | 30                         |
| Missouri       | 14,176               | 14,153   | 23                         |
| North Dakota   | 1,471                | 1,448    | 23                         |
| Wisconsin      | 17,678               | 17,655   | 23                         |
| Florida        | 13,119               | 13,101   | 18                         |
| Alabama        | 3,946                | 3,931    | 15                         |
| Illinois       | 18,519               | 18,505   | 14                         |
| Maine          | 1,984                | 1,971    | 13                         |
| Ohio           | 19,046               | 19,034   | 12                         |
| Indiana        | 6,484                | 6,476    | 8                          |

| State                | Total Trained as of: |          | Progress Since Last Report |
|----------------------|----------------------|----------|----------------------------|
|                      | 12/06/21             | 11/22/21 |                            |
| Maryland             | 8,959                | 8,951    | 8                          |
| New York             | 10,873               | 10,865   | 8                          |
| Washington           | 5,654                | 5,646    | 8                          |
| Massachusetts        | 9,218                | 9,211    | 7                          |
| Nevada               | 5,487                | 5,480    | 7                          |
| Kentucky             | 12,775               | 12,769   | 6                          |
| Michigan             | 9,623                | 9,617    | 6                          |
| West Virginia        | 6,822                | 6,816    | 6                          |
| Louisiana            | 5,970                | 5,965    | 5                          |
| Oregon               | 7,645                | 7,641    | 4                          |
| South Dakota         | 3,173                | 3,169    | 4                          |
| Kansas               | 5,635                | 5,632    | 3                          |
| Montana              | 6,318                | 6,315    | 3                          |
| District of Columbia | 2,924                | 2,922    | 2                          |
| New Hampshire        | 2,672                | 2,670    | 2                          |
| Vermont              | 2,149                | 2,147    | 2                          |
| Wyoming              | 1,408                | 1,406    | 2                          |
| Hawaii               | 1,138                | 1,137    | 1                          |
| Idaho                | 1,281                | 1,280    | 1                          |
| Mississippi          | 4,771                | 4,770    | 1                          |
| Utah                 | 3,033                | 3,032    | 1                          |
| Alaska               | 755                  | 755      | 0                          |
| Delaware             | 752                  | 752      | 0                          |
| Minnesota            | 3,733                | 3,733    | 0                          |
| New Mexico           | 1,233                | 1,233    | 0                          |
| Puerto Rico          | 9,399                | 9,399    | 0                          |

# TIM Training Program Implementation Progress

## Top Ten States Since Last Report

- Between 11/22/21 and 12/06/21

| State          | Total Trained as of: |          | Progress Since Last Report   |
|----------------|----------------------|----------|--|
|                | 12/06/21             | 11/22/21 |  |
| Texas          | 53,824               | 53,559   |  <b>265</b>   |
| North Carolina | 34,398               | 34,149   |  <b>249</b>   |
| Pennsylvania   | 30,088               | 29,918   |  <b>170</b>   |
| New Jersey     | 21,636               | 21,481   |  <b>155</b>   |
| Rhode Island   | 3,897                | 3,766    |  <b>131</b>   |
| Georgia        | 29,772               | 29,649   |  <b>123</b>   |
| Iowa           | 8,523                | 8,412    |  <b>111</b> |
| Colorado       | 12,236               | 12,160   |  <b>76</b>  |
| Arkansas       | 9,254                | 9,195    |  <b>59</b>  |
| Oklahoma       | 16,427               | 16,368   |  <b>59</b>  |

# FHWA Sponsored Virtual Train-the-Trainer Sessions

|   |   |
|---|---|
| <p><del><b>Option 5: Morning Two-Day West Coast - COMPLETE</b></del></p> <ul style="list-style-type: none"><li><del>• Day 1: Tuesday, November 30, 2021 (4 hours)</del></li><li><del>• Day 2: Wednesday, December 1, 2021 (4 hours)</del></li></ul> | <p><b>30</b> participants from <b>12</b> States and <b>Canada</b></p> |
| <p><del><b>Option 6: Morning Two-Day East Coast - COMPLETE</b></del></p> <ul style="list-style-type: none"><li><del>• Day 1: Thursday, December 9, 2021 (4 hours)</del></li><li><del>• Day 2: Friday, December 10, 2021 (4 hours)</del></li></ul>   | <p><b>32</b> participants from <b>16</b> States</p>                   |
| <p><b>Option 7: One-Day West Coast</b></p> <ul style="list-style-type: none"><li>• Day 1: Thursday, December 16, 2021 (8 hours)</li></ul>   | <p><b>34</b> registered</p>   |
| <p><b>Option 8: One-Day East Coast - FULL</b></p> <ul style="list-style-type: none"><li>• Day 1: Wednesday, January 12, 2022 (8 hours)</li></ul>  | <p><b>45</b> registered</p>   |

# FHWA TIM Program Staff

Joe Tebo

[Joseph.tebo@dot.gov](mailto:Joseph.tebo@dot.gov)

Paul Jodoin

[Paul.Jodoin@dot.gov](mailto:Paul.Jodoin@dot.gov)

Jim Austrich

[James.Austrich@dot.gov](mailto:James.Austrich@dot.gov)



U.S. Department of Transportation  
Federal Highway Administration